



UNITED MOTORS SERVICE
 DIVISION OF
GENERAL MOTORS CORPORATION
 GENERAL OFFICES—DETROIT
AUTO RADIO BULLETIN

BULLETIN 6 D-829
 Chevrolet 985536
 Date: 8-29-47
 Page 1
 Supersedes issue of
 12-1-41

SUBJECT--SERVICE INSTRUCTIONS
 Chevrolet Model 985536 Auto Radio

GENERAL

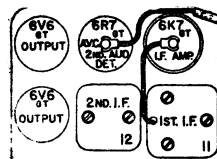
Mounting - Custom 1940 Chevrolet
 Type - Single Unit Set
 Tubes - Eight
 Speaker - 8" Dynamic
 Tone Control - Mounted on Control Head
 Intermediate Freq. - 262.5 Kc
 Tuning Range - 545/1545 Kc

ALIGNMENT PROCEDURE

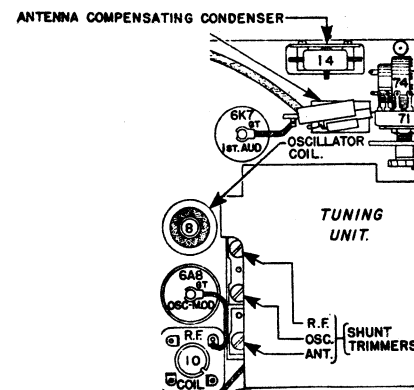
To properly align this receiver, a calibrated Test Oscillator or Signal Generator and Output Meter or Output Indicator are required. All adjustments should be made with the Volume Control set for maximum volume, keeping the Signal Generator output at minimum for satisfactory output indication. Tone Control to be in treble position.

Series Cond. or Dummy Antenna	Connection at Radio	Set Generator At	Tune Receiver To	Adjust Screws At	To Obtain
.02 Mfd.	IF				
	6K7GT Grid	262.5 Kc	gang in mesh	2nd IF trimmers	Max.
6A8GT Grid	262.5 Kc	gang in mesh	1st IF trimmers		
.0002 Mfd.	Antenna	1400 Kc	set dial at 1400Kc	Osc, Ant & RF trimmers	Output
		600 Kc	Signal Generator	14 Osc padder	

Adjust padder 14 to match car antenna (600 Kc) when set is installed.



IF trimmers



RF, Osc & Ant trimmers & padder

(2310 PD 8-47)
 GO:6-15-65,6-65,6-65SS,72:6,31

(OVER)

(Printed in U.S.A.)

Contributed by Gene Thompson

SUBJECT--SERVICE INSTRUCTIONS - Cont'd.

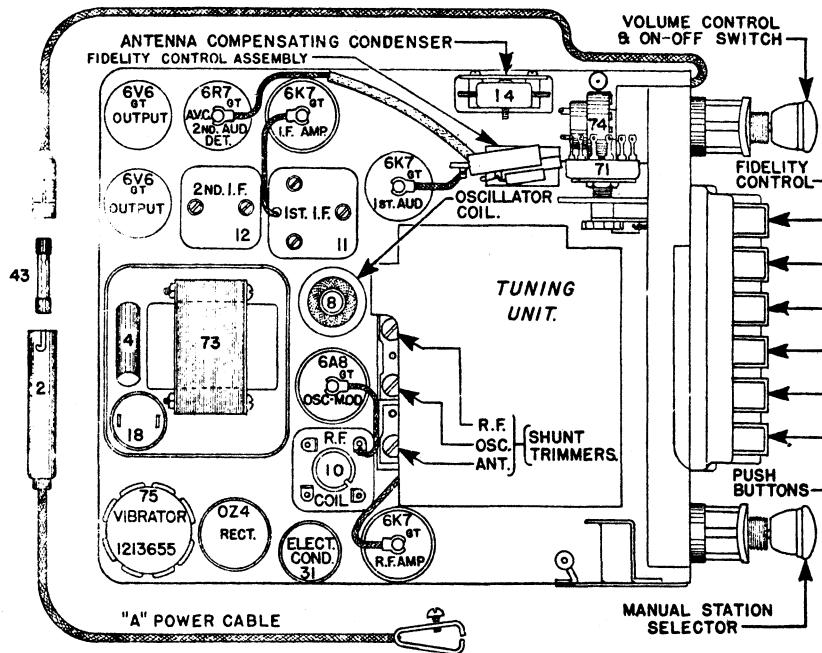


FIG. 2--PARTS LAYOUT--Top View

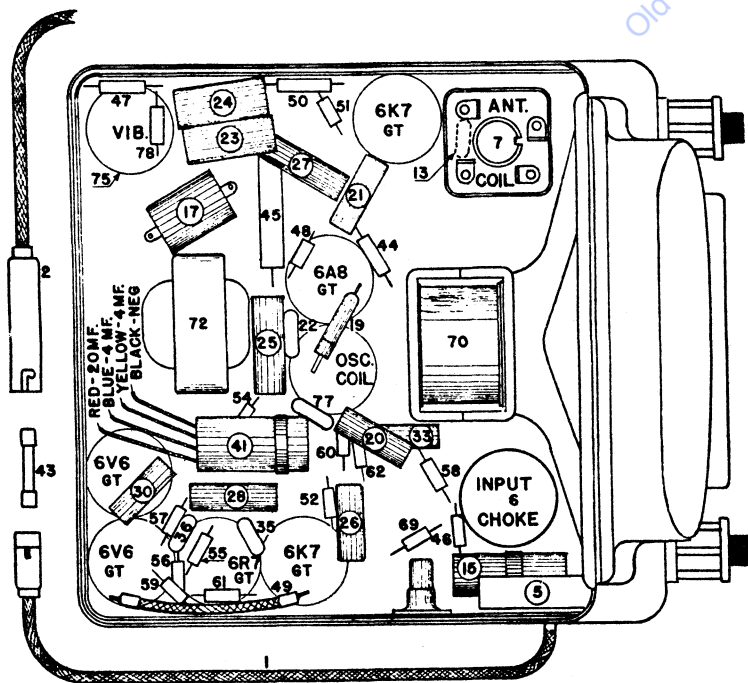


FIG. 3--PARTS LAYOUT--Bottom View

Old Online Chevy Manuals

Contributed by Gene Thompson

SUBJECT--SERVICE INSTRUCTIONS - Cont'd.

SERVICE PARTS LIST

Illus. No.	Service Part No.	Description	Illus. No.	Service Part No.	Description
CONDENSERS			RESISTORS		
13,35,77	G221	.00025 Mfd molded	46	A474	500,000 Ohm $\frac{1}{2}$ watt Ins
15,17,18	E504	.5 Mfd tub	47	A101	100 Ohm $\frac{1}{2}$ watt Ins
19		temp. comp.	48	A563	60,000 Ohm $\frac{1}{2}$ watt Ins
20,21,25			49		220 Ohm $2\frac{1}{2}$ watt flexible
26,27,34,			50		1400 Ohm $1\frac{1}{2}$ watt flexible
37	E503	.05 Mfd tub	51	A103	10,000 Ohm $\frac{1}{2}$ watt Ins
22	G102	.001 Mfd molded	52	A471	450 Ohm $\frac{1}{2}$ watt Ins
23,24	E103	.01 Mfd tub	53,54	A104	100,000 Ohm $\frac{1}{2}$ watt Ins
28	E403	.04 Mfd tub	55	A274	300,000 Ohm $\frac{1}{2}$ watt Ins
29,40	E602	.006 Mfd tub	56,57,58	A105	1 Megohm
30	E302	.003 Mfd tub	59	A272	2700 Ohm $\frac{1}{2}$ watt Ins
31		10-10-5 Mfd electrolytic	60	A103	10,000 Ohm $\frac{1}{2}$ watt Ins
32,36	G101	.0001 Mfd molded	61		350 Ohm $\frac{1}{2}$ watt flexible
33	E203	.02 Mfd tub	62	A183	20,000 Ohm $\frac{1}{2}$ watt Ins
38	E102	.001 Mfd tub	63	A275	3 Megohm $\frac{1}{2}$ watt Ins
39	E402	.004 Mfd tub	64	A393	40,000 Ohm $\frac{1}{2}$ watt Ins
41		4-20-40 Mfd electrolytic	65	A104	100,000 Ohm $\frac{1}{2}$ watt Ins
42	E502	.005 Mfd tub	66,67	A224	250,000 Ohm $\frac{1}{2}$ watt Ins
44		450 Ohm $\frac{1}{2}$ watt flexible	68	A104	100,000 Ohm $\frac{1}{2}$ watt Ins
45	G183	20,000 Ohm 2 watt Ins	69	A272	2700 Ohm $\frac{1}{2}$ watt Ins
			75	8539	Vibrator